



*Model WMB3/CB-6TP24 Wall Mount Bench, 6 ft. long  
with Black powder coat frames and Treated Pine seat.*

- **Perfect for locker rooms, pools, and parks**
- **Formed and welded 10 ga. steel channel frames**
- **Frames are Hot-Dip Galvanized after fabrication for superior corrosion resistance**
- **Precision drilled Pressure Treated #1 Southern Yellow Pine lumber**

## **SPECIFICATIONS:**

- **WMB Series** wall mount bench is designed to mount to hard surface walls.
- Frames are constructed of 10 ga. formed and welded steel 2-5/16" x 1-7/16" channel with three 7/16" dia. holes for attachment to wall with suitable anchors (anchors not included).
- **Model WMB-4** is a nominal 4' long with two frames.
- **Model WMB3-6** is a nominal 6' long with three frames.
- **Model WMB3-8** is a nominal 8' long with three frames.
- Bench is designed to be mounted 18" above the floor level.
- Front of seat extends 14-1/2" out from wall.
- **Standard:** All steel frame components are hot-dip galvanized after fabrication to ASTM-A123 to maintain an average zinc coating of 2.0 oz. per sq. ft. of surface area (indicated by "/G" in model no., e.g. WMB/G-4TP24).
- **Standard:** Seat is (3) 2" x 4" (nom.) Treated #1 Southern Yellow Pine slats, pressure treated and kiln dried after treatment (KDAT) to preserve wood against decay (indicated by "TP24" at end of the model no, e.g. WMB/G-4TP24). All lumber is precision drilled for assembly and has all exposed edges removed to a 3/8" radius.
- All fasteners are provided for assembly.
- **Optional:** Color choices of powder coated steel frame components. For optional colors choices see Specification Bulletin #SPC-CO-001.

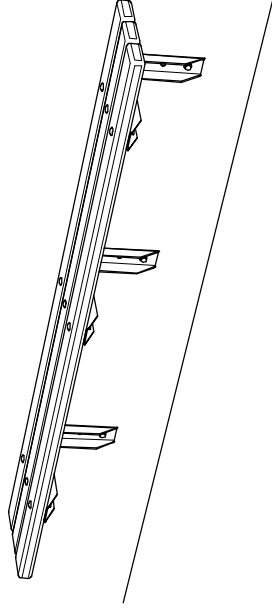
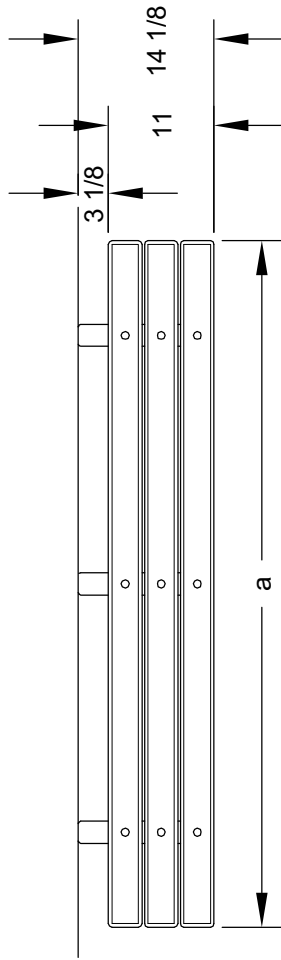
## **AVAILABLE OPTIONS**

- **4', 6', or 8' lengths**
- **Powder Coat Finish in choice of colors for steel frame components**

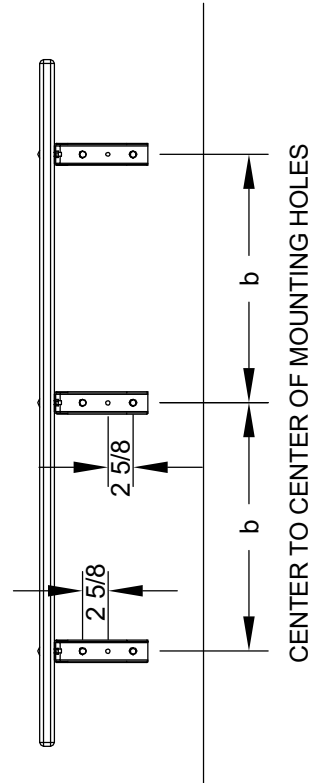
**RJThomas Mfg. Co., Inc.**

PO Box 946 • Cherokee, IA 51012-0946 • PH: 712-225-5115 • 800-762-5002 • FAX: 712-225-5796  
E-mail: pilotrock@rjthomas.com • Web Site: <http://www.pilotrock.com>

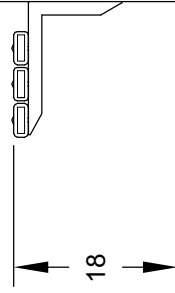
© 2008 RJThomas Mfg. Co., Inc. PILOT ROCK® Park Products is a registered trademark of RJThomas Mfg. Co., Inc.



DIMENSION	
MODEL	b
WMB-4	36
WMB3-6	25 7/8
WMB3-8	35



CENTER TO CENTER OF MOUNTING HOLES



ALL DIMENSIONS IN INCHES

**RJThomas Mfg. Co., Inc.**  
P.O. Box 946 • Cherokee, IA 51012-0946

DRAWN BY  
**WWM**

TITLE WMB SERIES 4, 6, AND 8 FOOT WALL MOUNT BENCH WITH 2" X 4" LUMBER SEAT

DATE 3-12-09

DWG. NO. AI-1867